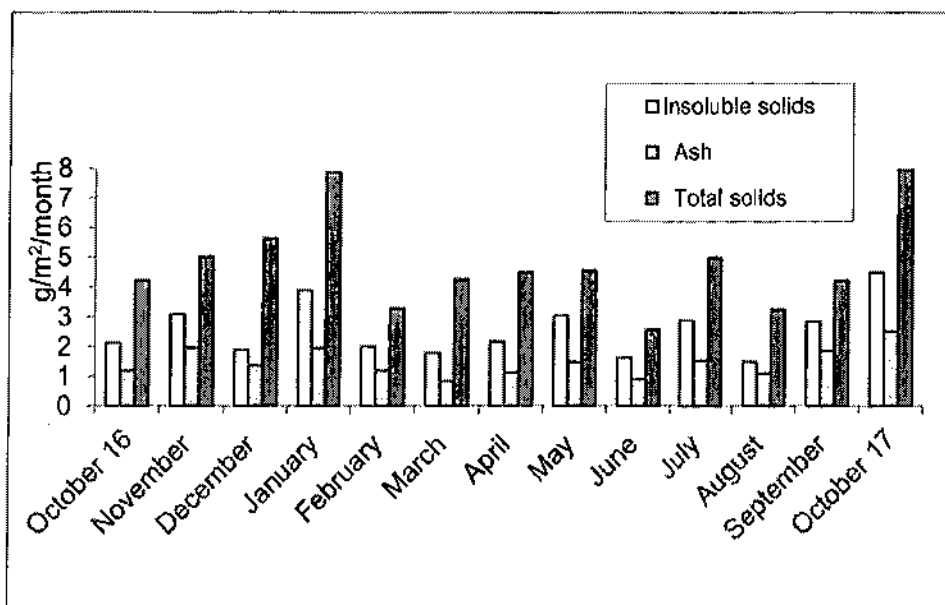


**Dust Monitoring**  
**MARROTA Site 1**  
**Marrota Public School**

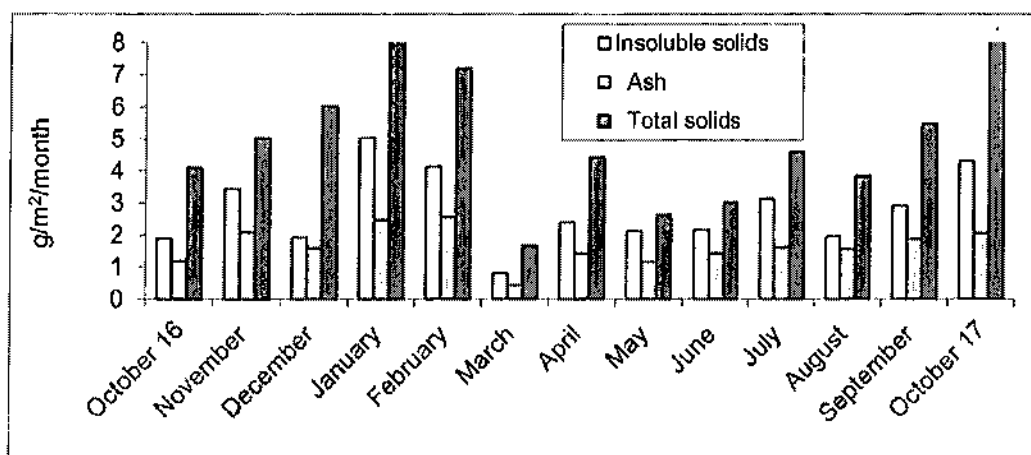
	Insoluble solids	Ash	Total solids
October 16	2.13	1.20	4.22
November	3.09	1.96	5.01
December	1.89	1.36	5.63
January	3.90	1.95	7.87
February	2.00	1.20	3.29
March	1.79	0.84	4.26
April	2.18	1.12	4.50
May	3.05	1.48	4.56
June	1.63	0.91	2.58
July	2.88	1.53	4.98
August	1.49	1.09	3.24
September	2.85	1.87	4.22
October 17	4.49	2.51	12.16



\* NSW-EPA - Approved Methods and Guidance- For the Modelling and Assessment of Air Pollutants in New South Wales - AUGUST 2005 (pg 28)

**Dust Monitoring**  
**MARROTA Site 2**  
**Hitchcock Road**

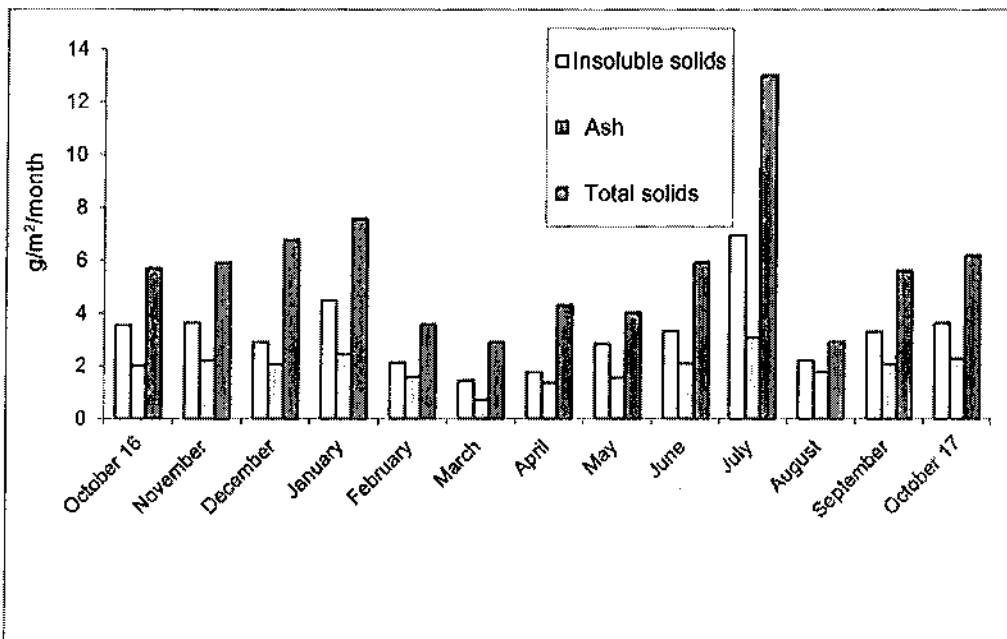
	Insoluble solids	Ash	Total solids
October 16	1.89	1.18	4.09
November	3.43	2.09	5.02
December	1.92	1.59	6.02
January	5.03	2.48	12.17
February	4.13	2.57	7.19
March	0.81	0.43	1.66
April	2.40	1.42	4.43
May	2.13	1.16	2.63
June	2.16	1.42	3.02
July	3.14	1.61	4.59
August	1.96	1.57	3.82
September	2.92	1.88	5.48
October 17	4.31	2.05	12.41



\* NSW-EPA - Approved Methods and Guidance- For the Modelling and Assessment of Air Pollutants in New South Wales - AUGUST 2005 (pg 28)

**Dust Monitoring**  
**MARROTA Site 3**  
**Jurd's House**

	Insoluble solids	Ash	Total solids
October 16	3.55	2.01	5.70
November	3.64	2.2	5.92
December	2.91	2.06	6.77
January	4.49	2.45	7.57
February	2.12	1.58	3.57
March	1.43	0.71	2.90
April	1.75	1.36	4.30
May	2.84	1.55	4.02
June	3.32	2.10	5.94
July	6.96	3.09	13.04
August	2.21	1.77	2.93
September	3.30	2.06	5.61
October 17	3.64	2.27	6.19



\* NSW-EPA - Approved Methods and Guidance- For the Modelling and Assessment of Air Pollutants in New South Wales - AUGUST 2005 (pg 28)