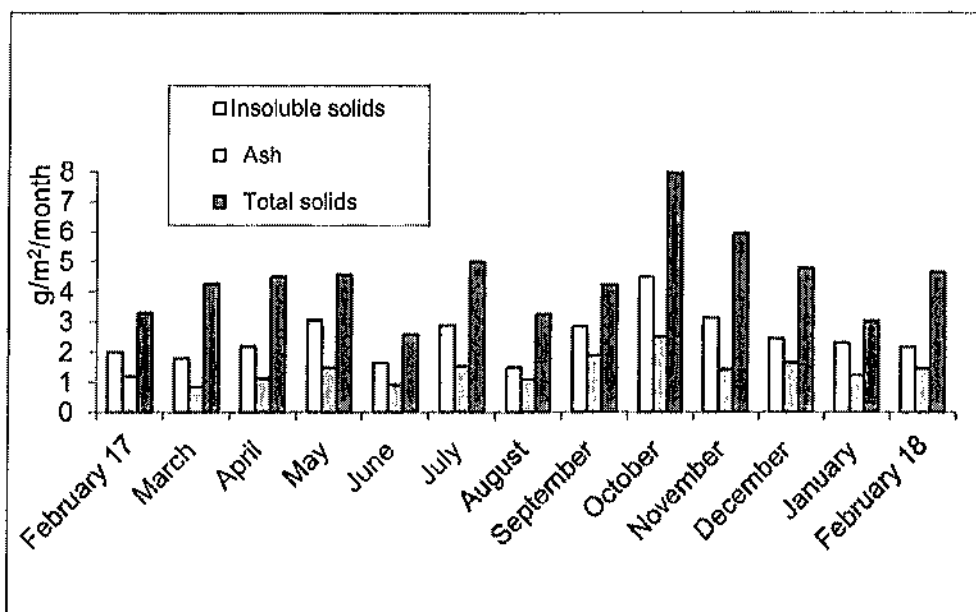


**Dust Monitoring**  
**MARROTA Site 1**  
**Maroota Public School**

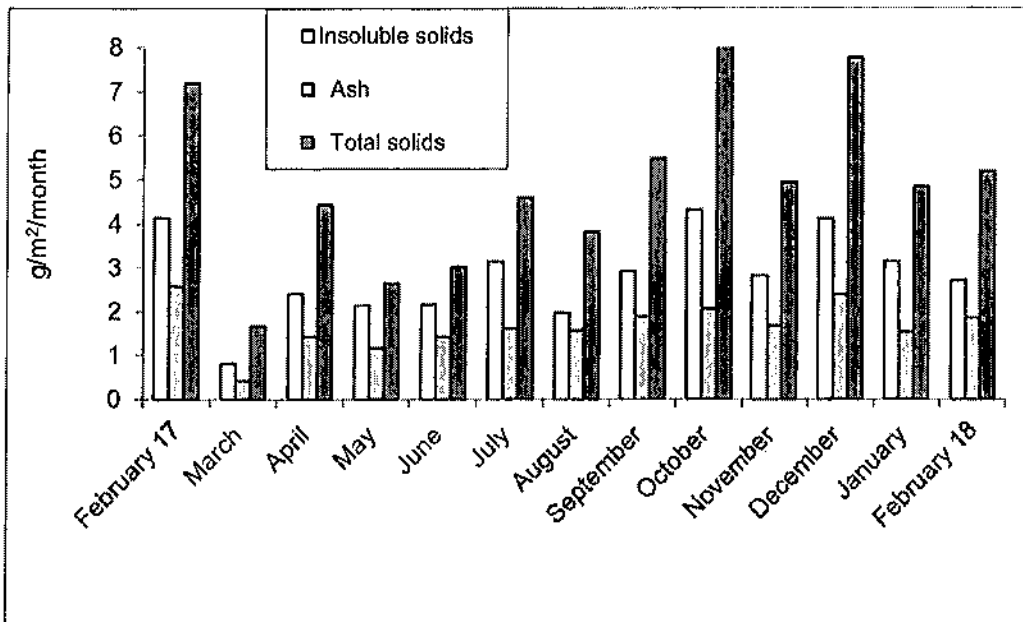
	Insoluble solids	Ash	Total solids
February 17	2.00	1.20	3.29
March	1.79	0.84	4.26
April	2.18	1.12	4.50
May	3.05	1.48	4.56
June	1.63	0.91	2.58
July	2.88	1.53	4.98
August	1.49	1.09	3.24
September	2.85	1.87	4.22
October	4.49	2.51	12.16
November	3.13	1.41	5.95
December	2.45	1.66	4.80
January	2.31	1.23	3.03
February 18	2.18	1.47	4.66



\* NSW-EPA - Approved Methods and Guidance- For the Modelling and Assessment of Air Pollutants in New South Wales - November 2016 (pg 26)

**Dust Monitoring  
MARootA Site 2  
Hitchcock Road**

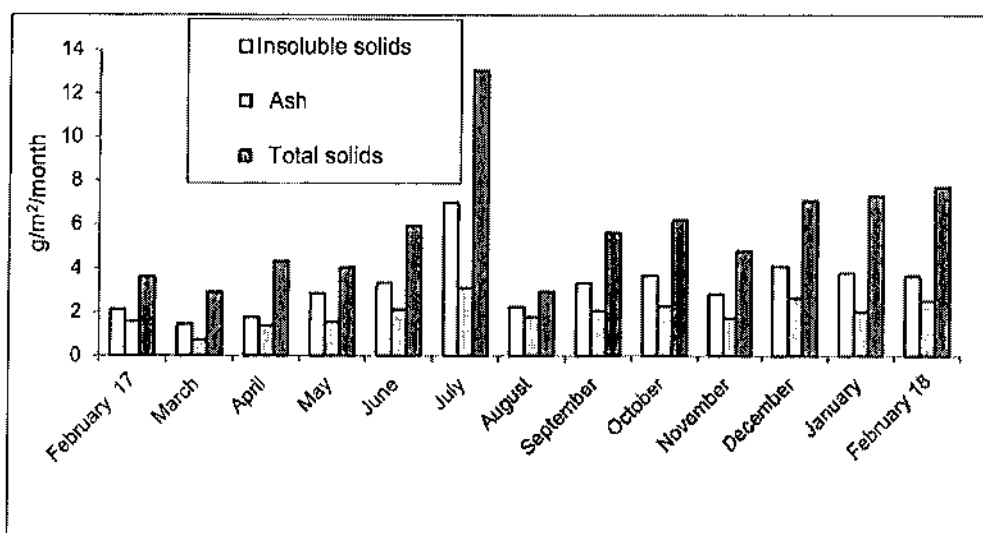
	Insoluble solids	Ash	Total solids
February 17	4.13	2.57	7.19
March	0.81	0.43	1.66
April	2.40	1.42	4.43
May	2.13	1.16	2.63
June	2.16	1.42	3.02
July	3.14	1.61	4.59
August	1.96	1.57	3.82
September	2.92	1.88	5.48
October	4.31	2.05	12.41
November	2.82	1.67	4.95
December	4.12	2.38	7.78
January	3.15	1.53	4.85
February 18	2.70	1.85	5.19



\* NSW-EPA - Approved Methods and Guidance- For the Modelling and Assessment of Air Pollutants In New South Wales - November 2016 (pg 26)

**Dust Monitoring**  
**MARootA Site 3**  
**Jurd's House**

	Insoluble solids	Ash	Total solids
February 17	2.12	1.58	3.57
March	1.43	0.71	2.90
April	1.75	1.36	4.30
May	2.84	1.55	4.02
June	3.32	2.10	5.94
July	6.96	3.09	13.04
August	2.21	1.77	2.93
September	3.30	2.06	5.61
October	3.64	2.27	6.19
November	2.82	1.72	4.78
December	4.08	2.63	7.08
January	3.77	2.00	7.30
February 18	3.64	2.52	7.69



\* NSW-EPA - Approved Methods and Guidance- For the Modelling and Assessment of Air Pollutants in New South Wales - November 2016 (pg 26)