


**Boral Construction Materials
Materials Technical Services**

 Unit 4, 3-5 Gibbon Road
 Baulkham Hills NSW 2153 Australia
 PO Box 400, Winston Hills NSW 2153

T: +61 (02) 9624 9900

F: +61 (02) 9624 9999

www.boral.com.au

TEST REPORT

CLIENT: P.F. FORMATION
 1774 Wisemans Ferry Road Maroota NSW 2756

FILE No.: 250 / 20

PROJECT: Gravimetric Dust Monitoring at Maroota for June 2020

REQUEST No.: 90152

TEST PROCEDURE:

AS 3580.10.1 – Methods for Sampling and Analysis of Ambient Air

Method 10.1 – Determination of Particulate Matter - Deposited Matter – Gravimetric Method

Lab. Sample Number:	241672	241673	241674	241675	241676
Site Location Number:	1	2	3	4	5
Sample Description:	Dust				
Sampling Period:	From	1/06/2020	to	1/07/2020	
Date Received:				2/07/2020	
Date Tested:	From	2/07/2020	to	14/07/2020	

TEST RESULTS:

	241672	241673	241674	241675	241676	Uncertainty - 95% Confidence @ Factor 2
Insoluble Solids (g/m ² month):	0.46	0.88	1.58	0.87	0.44	± 0.04
Ash (g/m ² month):	0.31	0.62	1.32	0.64	0.36	± 0.03
Combustible Matter (g/m ² month):	0.15	0.26	0.26	0.22	0.07	
Soluble Matter (g/m ² month):	0.59	0.56	0.45	0.19	0.69	
Total Solids (g/m ² month):	1.06	1.44	2.03	1.06	1.13	± 0.16
Volume of Liquid in the Gauge (ml):	200	400	400	350	400	

Notes:

- Samples submitted by the Client.
- Refer to attached graphs.
- This report shall not be reproduced except in full without the approval of the Boral MTS Laboratory.
- Test results in this Test Report relate only to the samples tested.

J.Graham, Mat.File, File.



Approved Signatory

Kdha

S.Krishnamoorthy

Date 20.7.2020 Serial No. CHEM90152.SK.1

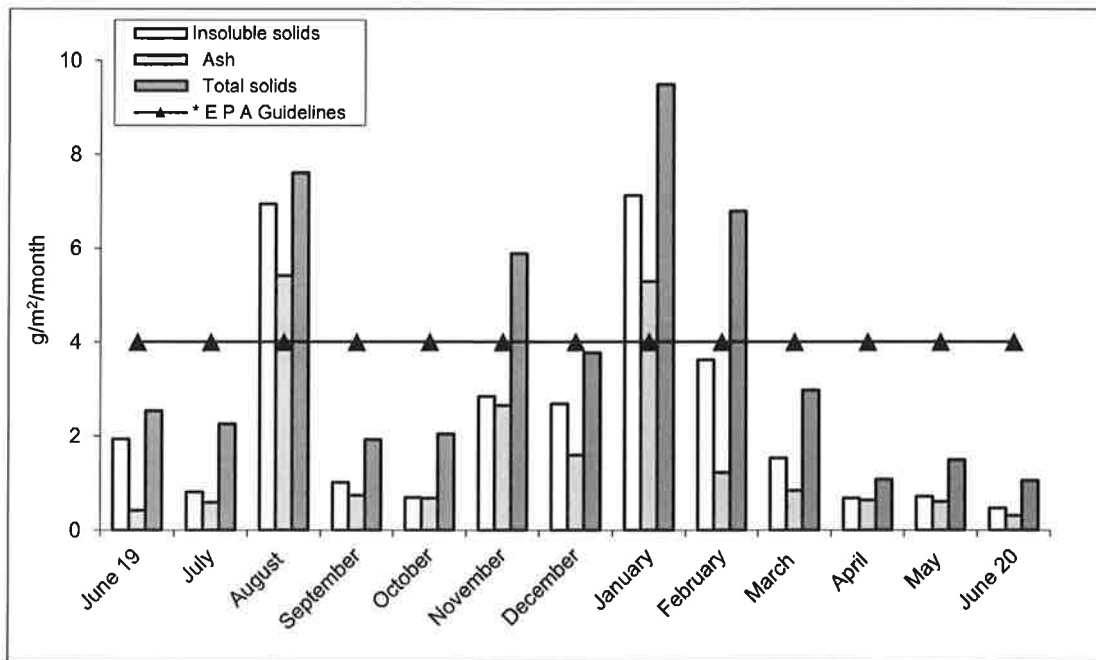
NATA Accredited Laboratory

Accredited for compliance with ISO/IEC 17025

Number: 9968

Dust Monitoring
MARROTA Site 1
Marrota Public School

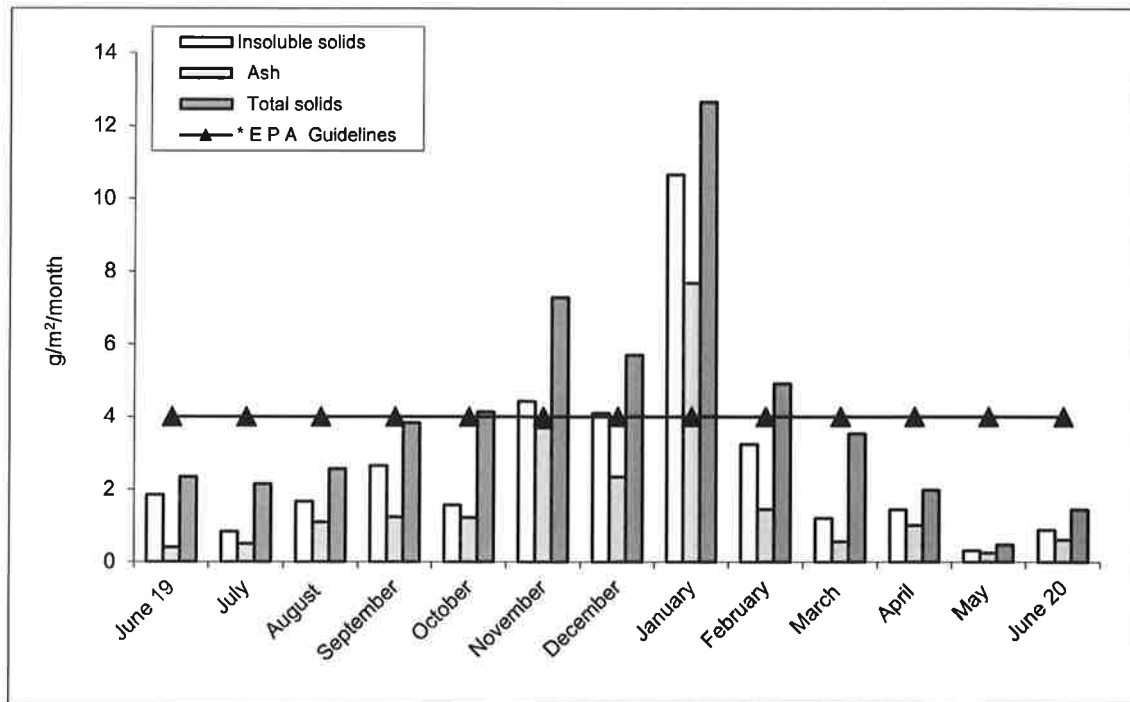
	Insoluble solids	Ash	Total solids	* E P A Guidelines
June 19	1.93	0.42	2.53	4
July	0.81	0.59	2.25	4
August	6.94	5.41	7.61	4
September	1.01	0.74	1.92	4
October	0.69	0.68	2.04	4
November	2.84	2.65	5.88	4
December	2.68	1.59	3.77	4
January	7.12	5.29	9.49	4
February	3.62	1.22	6.79	4
March	1.53	0.84	2.97	4
April	0.68	0.64	1.07	4
May	0.71	0.60	1.49	4
June 20	0.46	0.31	1.06	4



* NSW-EPA - Approved Methods and Guidance- For the Modelling and Assessment of Air Pollutants in New South Wales - November 2016 (pg 26)

**Dust Monitoring
MAROOTA Site 2
Hitchcock Road**

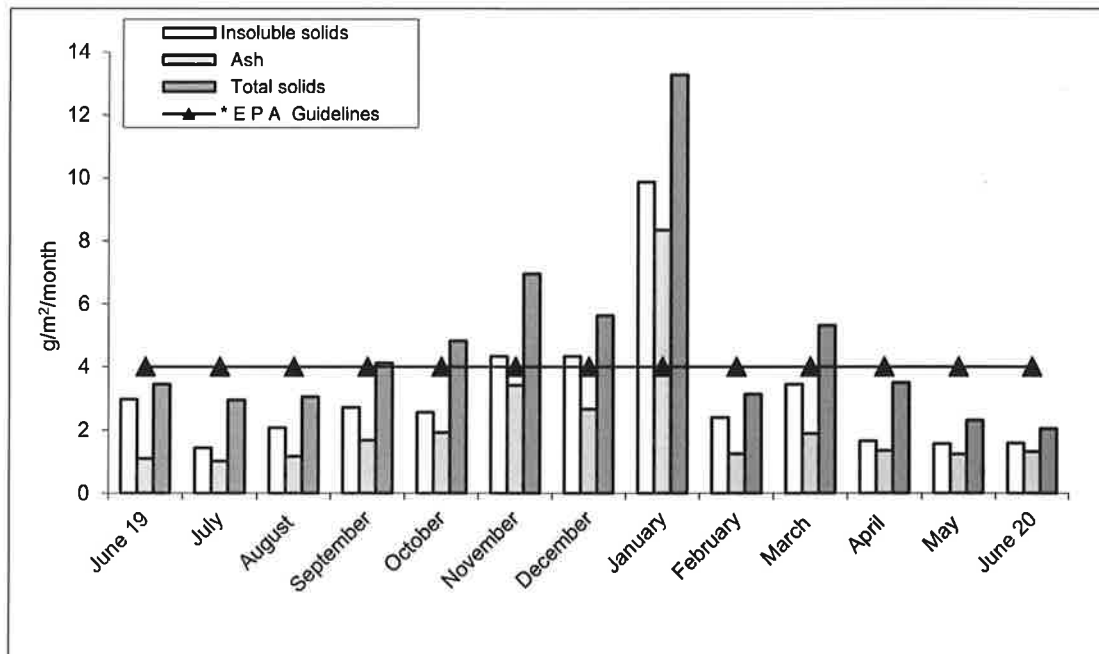
	Insoluble solids	Ash	Total solids	* E P A Guidelines
June 19	1.85	0.40	2.34	4
July	0.84	0.50	2.15	4
August	1.66	1.10	2.56	4
September	2.65	1.24	3.83	4
October	1.57	1.22	4.13	4
November	4.42	3.70	7.28	4
December	4.10	2.34	5.69	4
January	10.66	7.68	12.65	4
February	3.24	1.45	4.91	4
March	1.21	0.56	3.53	4
April	1.44	1.01	1.98	4
May	0.32	0.25	0.47	4
June 20	0.88	0.62	1.44	4



* NSW-EPA - Approved Methods and Guidance- For the Modelling and Assessment of Air Pollutants in New South Wales - November 2016 (pg 26)

**Dust Monitoring
MAROOTA Site 3
Jurd's House**

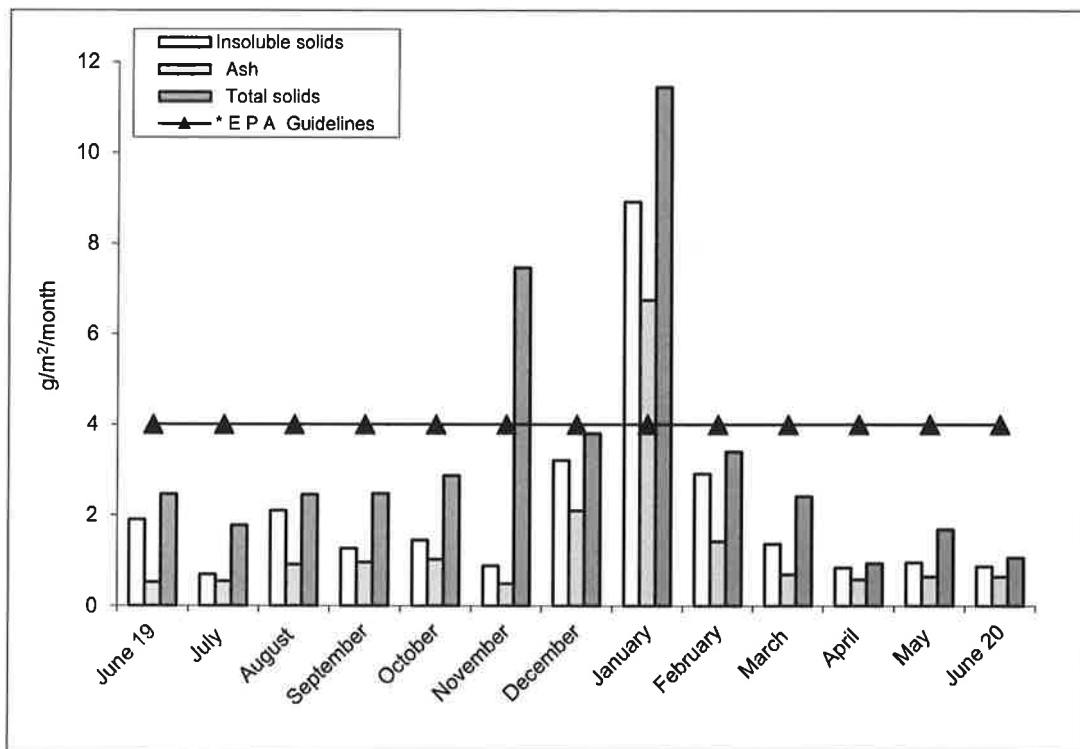
	Insoluble solids	Ash	Total solids	* E P A Guidelines
June 19	2.96	1.09	3.44	4
July	1.43	1.01	2.94	4
August	2.07	1.16	3.05	4
September	2.71	1.67	4.11	4
October	2.56	1.92	4.82	4
November	4.33	3.41	6.94	4
December	4.33	2.66	5.62	4
January	9.86	8.34	13.27	4
February	2.40	1.25	3.13	4
March	3.44	1.89	5.30	4
April	1.65	1.35	3.49	4
May	1.56	1.24	2.30	4
June 20	1.58	1.32	2.03	4



* NSW-EPA - Approved Methods and Guidance- For the Modelling and Assessment of Air Pollutants in New South Wales - November 2016 (pg 26)

Dust Monitoring
MARROTA Site 4
Josh's House (Lot 2 DP 510812)

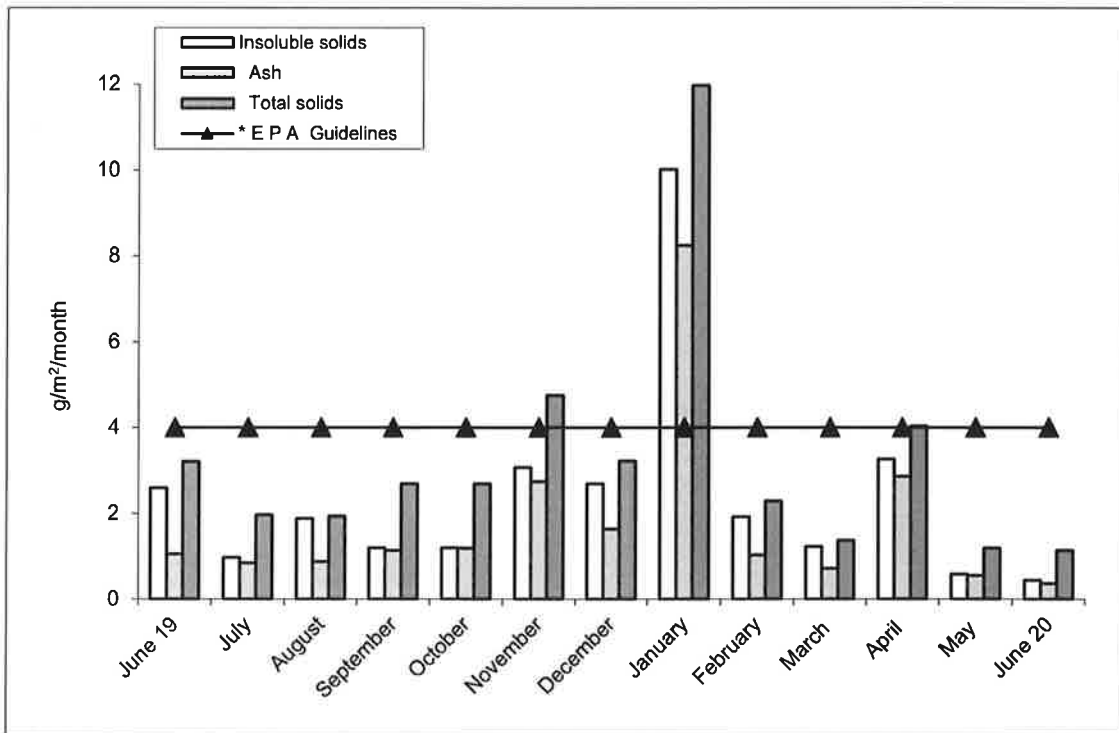
	Insoluble solids	Ash	Total solids	* E P A Guidelines
June 19	1.90	0.52	2.46	4
July	0.69	0.54	1.77	4
August	2.10	0.91	2.45	4
September	1.26	0.96	2.47	4
October	1.45	1.02	2.87	4
November	0.88	0.49	7.46	4
December	3.21	2.10	3.80	4
January	8.92	6.75	11.45	4
February	2.91	1.42	3.40	4
March	1.36	0.69	2.41	4
April	0.84	0.58	0.93	4
May	0.95	0.64	1.68	4
June 20	0.87	0.64	1.06	4



* NSW-EPA - Approved Methods and Guidance- For the Modelling and Assessment of Air Pollutants in New South Wales - November 2016 (pg 26)

Dust Monitoring
MARROTA Site 5
Maroota Lodge

	Insoluble solids	Ash	Total solids	* E P A Guidelines
June 19	2.59	1.05	3.20	4
July	0.97	0.84	1.96	4
August	1.88	0.87	1.93	4
September	1.19	1.13	2.69	4
October	1.19	1.18	2.69	4
November	3.07	2.74	4.75	4
December	2.69	1.63	3.22	4
January	10.01	8.24	11.97	4
February	1.92	1.03	2.28	4
March	1.22	0.71	1.36	4
April	3.26	2.86	4.03	4
May	0.58	0.55	1.18	4
June 20	0.44	0.36	1.13	4



* NSW-EPA - Approved Methods and Guidance- For the Modelling and Assessment of Air Pollutants in New South Wales - November 2016 (pg 26)